

DIRECT-ACTING BRAKES

Series 5600 Spring-Set Brake

DIRECT - ACTING




DIRECT-ACTING  ONE MOVING PART

Introducing Dings 5600 Series Brake

Dings new 5600 Series direct-acting brake offers many advantages over other manufacturers' designs. This simple, long-lasting brake is easy to install, easy to maintain, and solves the problems typically encountered with other motor brakes.

Direct-Acting Design



Operation

Our brakes operate on a very simple principle: While the motor is running with power engaged, an electromagnet within the brake pulls back the pressure plate, allowing the friction discs and motor shaft to rotate freely.


When power is cut to the motor, the electromagnet releases, instantly stopping the rotating discs and preventing the motor shaft from turning.

This **direct acting** design has only one moving part with no complicated linkages to break or fail.

5600 Series Original Equipment Brake tested to over one million cycles!!

In our accelerated life cycle tests, our 5600 Series brakes passed the one million cycles mark. Brakes were tested on motors and energized and de-energized 60 times per minute.

One moving part



Applications



Brake motor -Direct



Brake motor - Fan Kit



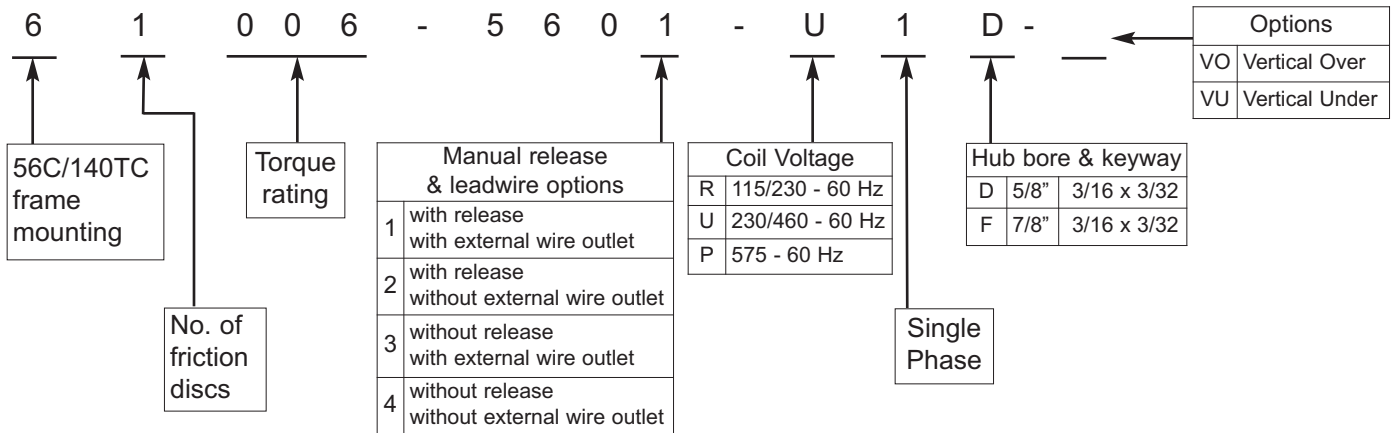
Brake motor - Thru shaft

Specifications & Dimensions

Torque Rating lb.ft.	Model Number*	Number of friction discs	Thermal Capacity hps/min.	Inertia lb.ft. ²	Dimensions					List Price
					C	AC	G	X	N± 1/32"	
1.5	61001-560*	1	6	0.006	4.01	1.50	0.31	0.81	1.00	\$430.00
3	61003-560*	1	6	0.006	4.01	1.50	0.31	0.81	1.00	\$450.00
6	61006-560*	1	6	0.006	4.01	1.50	0.31	0.81	1.00	\$515.00
10	62010-560*	2	6	0.011	4.01	1.50	0.31	0.81	1.00	\$615.00
15	62015-560*	2	6	0.011	4.01	1.50	0.31	0.81	1.00	\$715.00

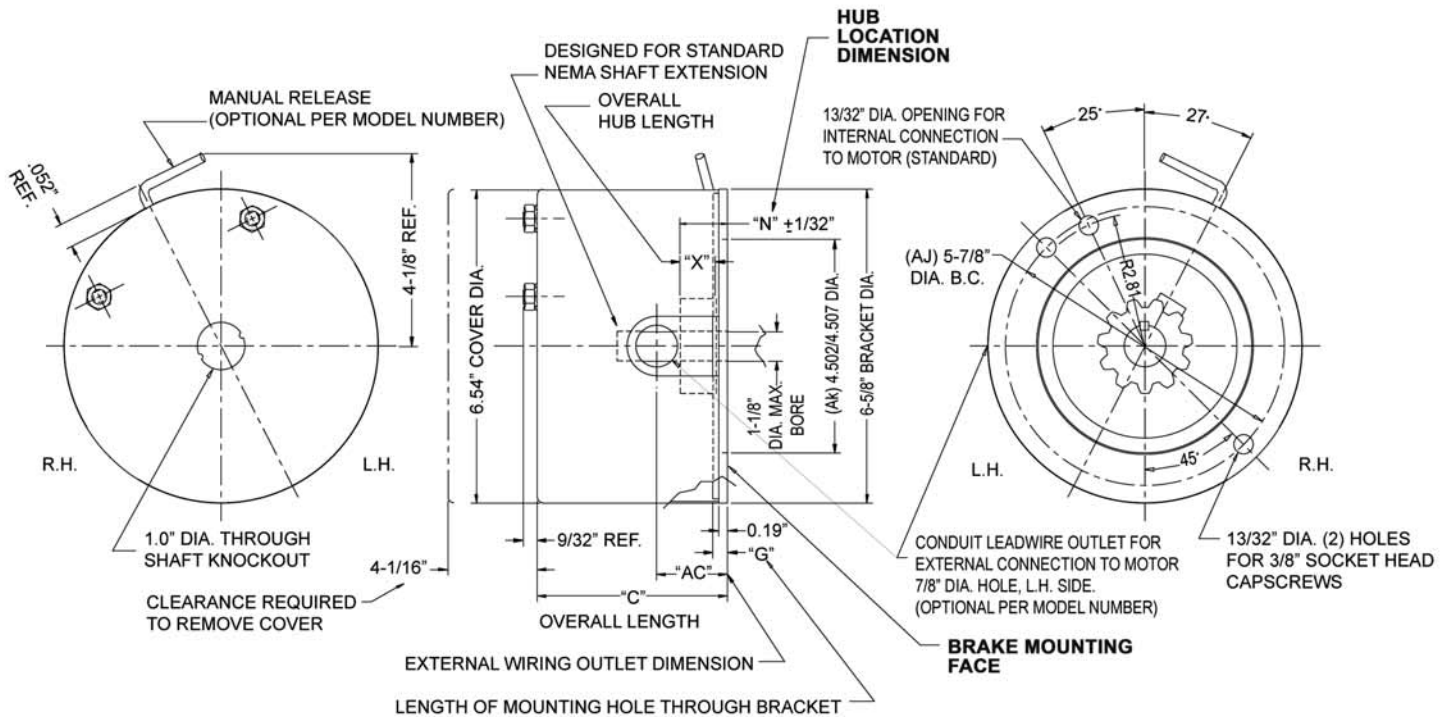
*See "How to order" below

How to order



Dimensions - Direct "Drop-in" for Stearns Models (No motor shaft modifications required)

- Same Overall Length • Same Diameter • Same Hub Location • No Shaft Modification Required



Features

Direct “Drop-in” Replacement for Stearns® Models (No motor shaft modifications required) :

Dings Model	Enclosure	Torque lb.ft.	Stearns® Model
61003-5601	NEMA 2	3	1-056-011-00
61006-5601	NEMA 2	6	1-056-021-00
62010-5601	NEMA 2	10	1-056-031-00
62015-5601	NEMA 2	15	1-056-041-00

- Same Overall Length
- Same Diameter
- Same Hub Location
- No Shaft Modification Required

Standard AC Voltages 115/230, 230/460, 575

Lower Prices

Meets OEM price objectives

Stearns® is a registered trademark of Rexnord Industries, LLC.

Long Life

Direct-Acting – One moving part optimizes brake life

Direct-Acting design eliminates solenoid plunger and linkages that wear and reduce brake life

Coil assembly has large contact area that reduces stress points and increases brake life

Easy Installation & Maintenance

Mounting in any position along the horizontal axis - no need to worry about solenoid plunger orientation


Friction disc stabilizing clips can be installed in any orientation

Single point air gap adjustment point simplifies adjustments

No disassembly required for mounting

Factory-Set Air Gap

Brake air gap is pre-set , reducing installation time.



Single Point
Wear Adjustment

RoHS Compliant

Meets the requirements of the Restriction of Hazardous Substances Directive.

Superior Quality

Ground steel endplate ensures consistent torque rating and quiet operation

All metal parts used on manual release – no plastic parts

One Brake for all Applications

Through shaft standard on all models

- Kits or end mount/through-shaft brake motor with fan
- Knock-out hole in cover for through-shaft

4740 WEST ELECTRIC AVENUE • MILWAUKEE, WI 53219

PHONE 414/672-7830 • FAX 414/672-5354

www.dingsbrakes.com